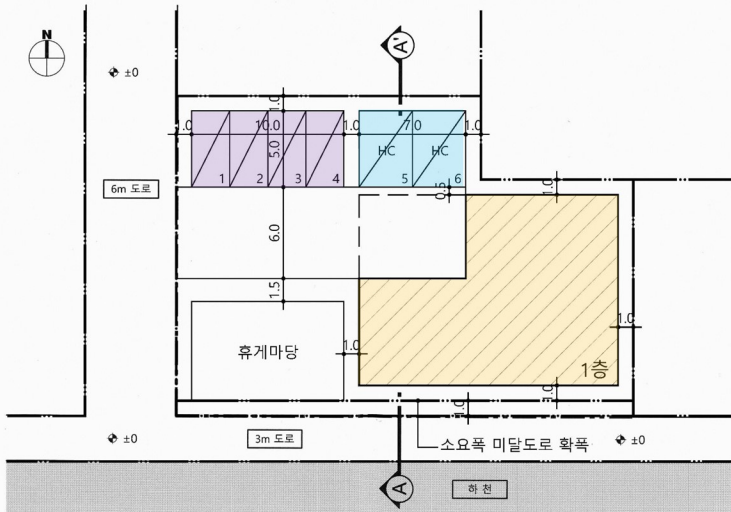
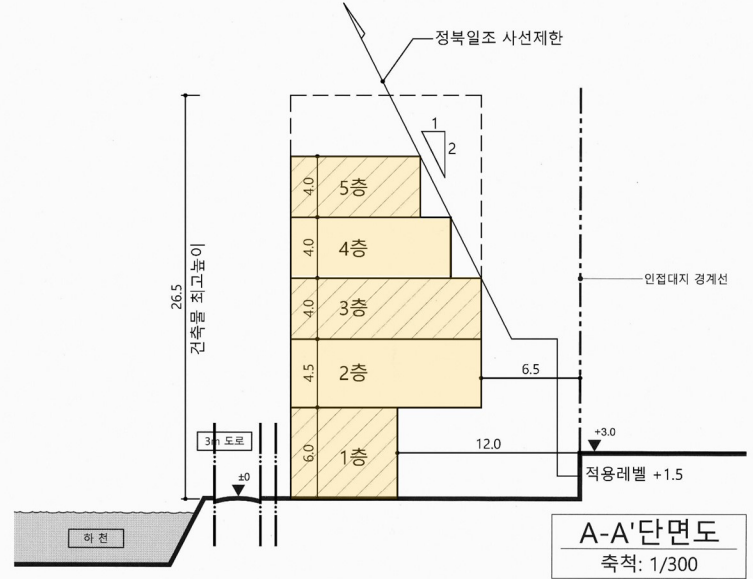
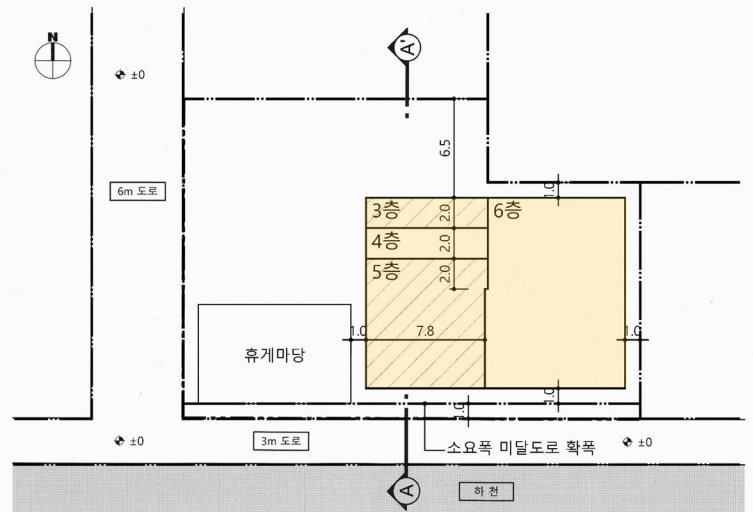


■ 계획개요

대지면적	545.0 m <sup>2</sup>	
건폐율	39.0 %	
용적률	200.0 %	
지상층 바닥면적	6층	114.0 m <sup>2</sup>
	5층	180.5 m <sup>2</sup>
	4층	196.5 m <sup>2</sup>
	3층	212.5 m <sup>2</sup>
	2층	212.5 m <sup>2</sup>
	1층	174.0 m <sup>2</sup>
	연면적	1,090.0 m <sup>2</sup>



1층 평면 및 주차계획도  
축척: 1/300



배치도  
축척: 1/300