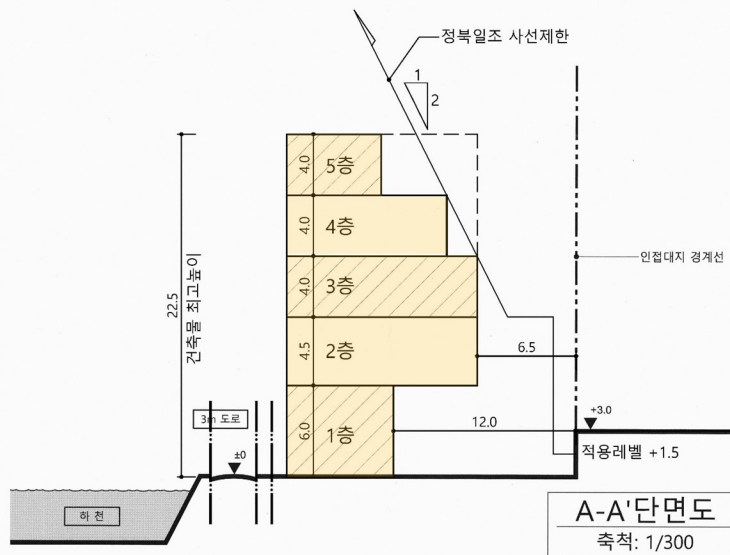
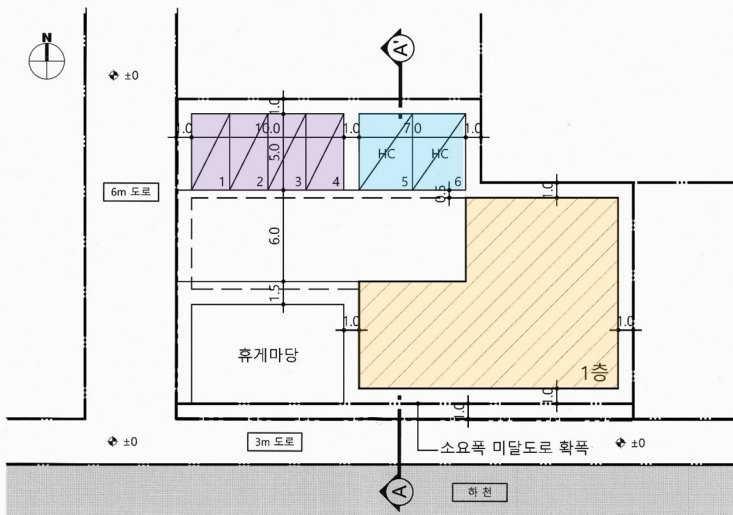


■ 계획개요

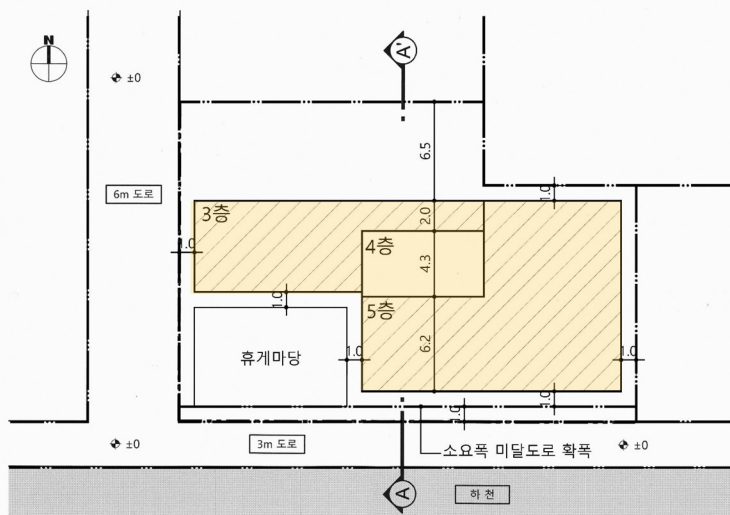
대지면적	545.0 m ²	
건폐율	51.1 %	
용적률	200.0 %	
지상층 바닥면적	5층	162.5 m ²
	4층	196.5 m ²
	3층	278.5 m ²
	2층	278.5 m ²
	1층	174.0 m ²
		m ²
면적	1,090.0 m ²	



A-A' 단면도
축척: 1/300



1층 평면 및 주차계획도
축척: 1/300



배치도
축척: 1/300